

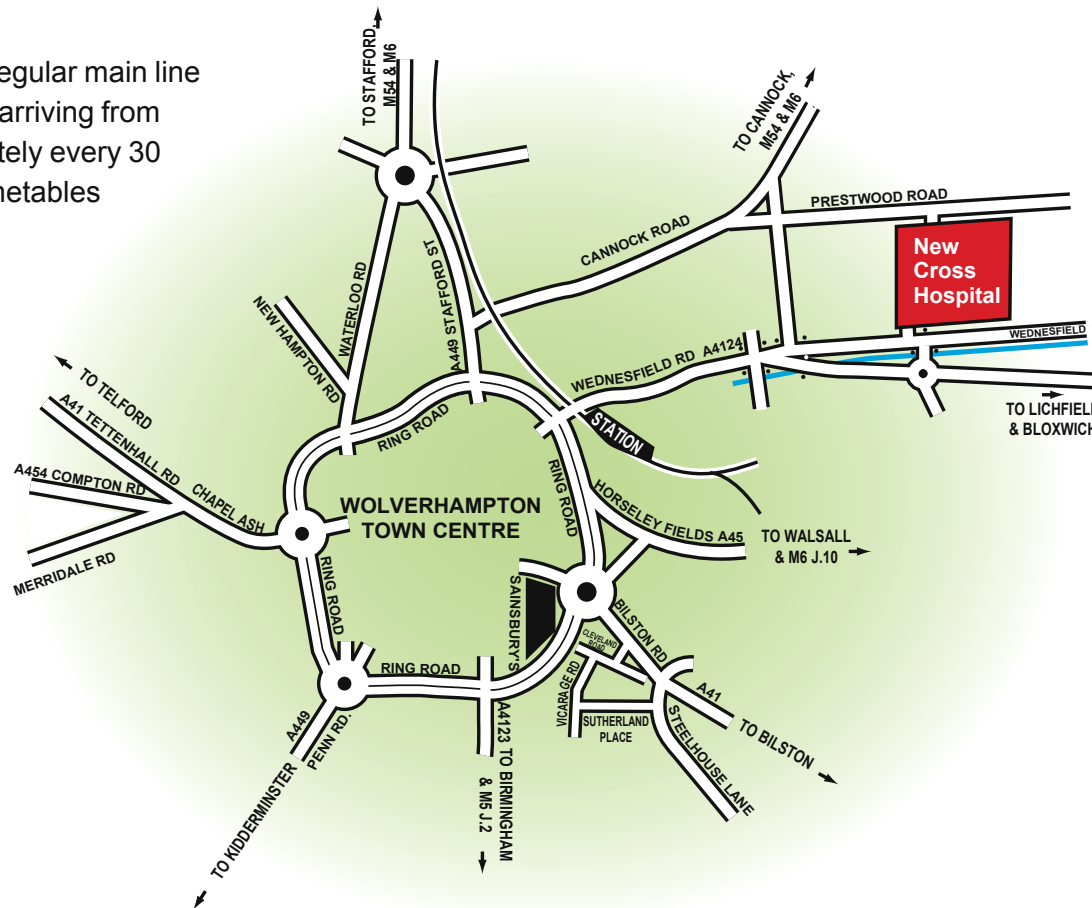
Where to find us?

New Cross Hospital is within easy reach of Wolverhampton town centre. The site is serviced by a regular bus timetable.

New Cross Hospital is served by various bus services. The bus numbers 28, 25, 25e and 57 come onto the New Cross site, whilst 59, 69 and 89 stop near to main entrances.

Wolverhampton has a regular main line train service with trains arriving from Birmingham approximately every 30 mins, please consult timetables for availability of other services.

Metro - From Birmingham Snow Hill, Handsworth, West Bromwich, Wednesbury, Bilston to Wolverhampton.

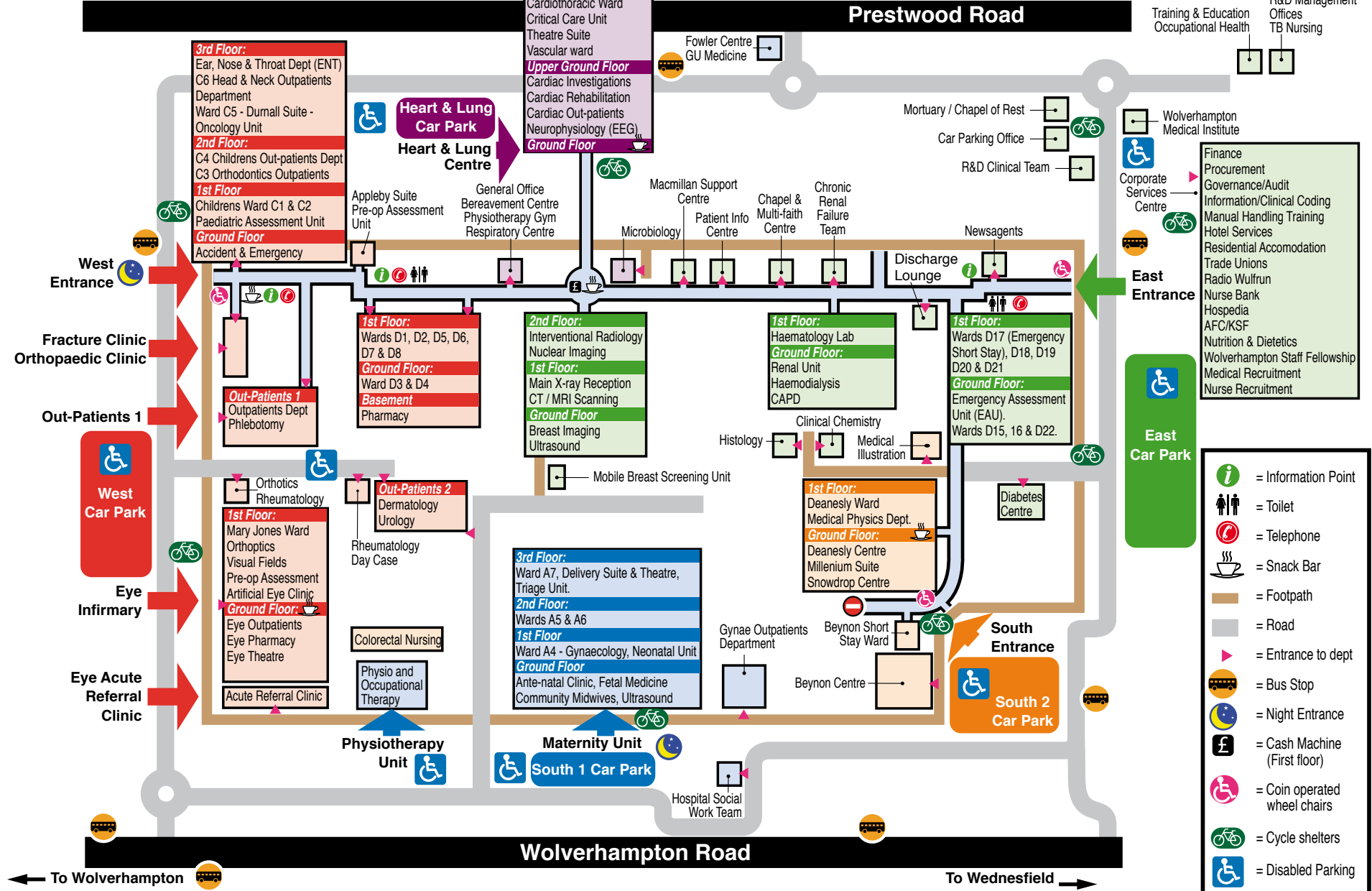


How to find us

Telephone
01902 307999

or visit us on our web site at:
<http://www.royalwolverhamptonhospitals.nhs.uk/>

← To Wolverhampton



2nd Floor:
 Acute Stroke Unit
 Cardiology Ward
 Catheter Suite
 Cardiology Day Ward
 Clinical Haematology Unit

1st Floor:
 Cardiothoracic Ward
 Critical Care Unit
 Theatre Suite
 Vascular ward

Upper Ground Floor
 Cardiac Investigations
 Cardiac Rehabilitation
 Cardiac Out-patients
 Neurophysiology (EEG)

Ground Floor

3rd Floor:
 Ear, Nose & Throat Dept (ENT)
 C6 Head & Neck Outpatients
 Department
 Ward C5 - Durnall Suite -
 Oncology Unit

2nd Floor:
 C4 Childrens Out-patients Dept
 C3 Orthodontics Outpatients

1st Floor
 Childrens Ward C1 & C2
 Paediatric Assessment Unit

Ground Floor
 Accident & Emergency

**Heart & Lung
 Car Park**

**Heart & Lung
 Centre**

1st Floor:
 Wards D1, D2, D5, D6,
 D7 & D8

Ground Floor:
 Ward D3 & D4

Basement
 Pharmacy

2nd Floor:
 Interventional Radiology
 Nuclear Imaging

1st Floor:
 Main X-ray Reception
 CT / MRI Scanning

Ground Floor
 Breast Imaging
 Ultrasound

1st Floor:
 Haematology Lab

Ground Floor:
 Renal Unit
 Haemodialysis
 CAPD

1st Floor:
 Wards D17 (Emergency
 Short Stay), D18, D19
 D20 & D21

Ground Floor:
 Emergency Assessment
 Unit (EAU),
 Wards D15, 16 & D22.

Orthotics
 Rheumatology

1st Floor:
 Mary Jones Ward
 Orthoptics
 Visual Fields
 Pre-op Assessment
 Artificial Eye Clinic

Ground Floor:
 Eye Outpatients
 Eye Pharmacy
 Eye Theatre

Out-Patients 2
 Dermatology
 Urology

Rheumatology
 Day Case

3rd Floor:
 Ward A7, Delivery Suite & Theatre,
 Triage Unit.

2nd Floor:
 Wards A5 & A6

1st Floor
 Ward A4 - Gynaecology, Neonatal Unit

Ground Floor
 Ante-natal Clinic, Fetal Medicine
 Community Midwives, Ultrasound

1st Floor:
 Deanesly Ward
 Medical Physics Dept.

Ground Floor:
 Deanesly Centre
 Millenium Suite
 Snowdrop Centre

**South
 Entrance**














**South 2
 Car Park**

**Physiotherapy
 Unit**

Maternity Unit

South 1 Car Park

Finance
 Governance/Audit
 Information/Clinical Coding
 Manual Handling Training
 Hotel Services
 Residential Accomodation
 Trade Unions
 Radio Wulfrun
 Nurse Bank
 Hospedia
 AFC/KSF
 Nutrition & Dietetics
 Wolverhampton Staff Fellowship
 Medical Recruitment
 Nurse Recruitment

-  = Information Point
-  = Toilet
-  = Telephone
-  = Snack Bar
-  = Footpath
-  = Road
-  = Entrance to dept
-  = Bus Stop
-  = Night Entrance
-  = Cash Machine (First floor)
-  = Coin operated wheel chairs
-  = Cycle shelters
-  = Disabled Parking

← To Wolverhampton

To Wednesfield →